


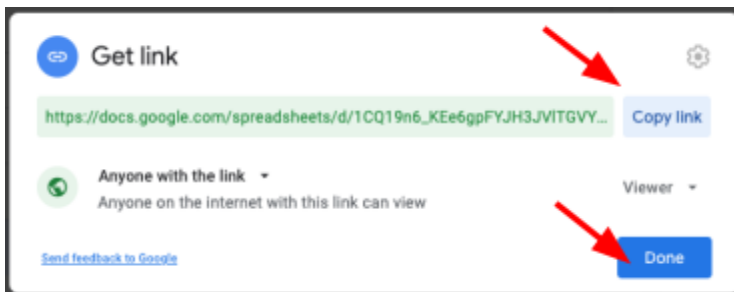


Google Drive: Create an Unrestricted Viewing Link

1. Go to drive.google.com. **Select the file/folder** you'd like to share.
2. On the menu, click  **Share**.
3. Scroll to Get link and click **Change to anyone with the link**.




4. Click **Copy link**. You can now paste the link where desired.



5. Click **Done**.



Dropbox: Create an Unrestricted Viewing Link

1. Go to dropbox.com. Find **the file/folder** you'd like to share.
2. Next to the file/folder, click  **Share**. Note that the sharing screen indicates **Anyone with this link can view**. Adjust if needed.



3. Click **Create** and then click **Copy link**. You can now paste the link where desired.